



# TILT-IMPORT

Enregistreur de choc Electronique

Shocklog 248



## PRESENTATION

Dernier né de la gamme SHOCKLOG, ce nouvel enregistreur de plus petite taille et de moindre coût par rapport à ses prédécesseurs est conçu pour analyser très précisément l'environnement transport auquel sera confronté vos colis.

Il a été pensé pour contrôler de manière plus systématique toutes les expéditions de matériel onéreux. (Gros transformateurs électriques, matériel spatial, nucléaire, militaire ou médical).

D'une autonomie pile de 1 an, c'est un véritable petit laboratoire embarqué qui mémorise la date, l'heure et l'intensité de 155 000 événements chocs sur les trois axes en détaillant la forme complète de la courbe pour les 15 plus importants.

Afin de bien cerner toutes les contraintes transport susceptibles d'endommager vos produits, une option température et humidité est disponible.

Un seuil d'alarme programmable vous permet visuellement par un LED lumineux de savoir lors du transport ou dès la réception du colis si un seuil critique a été dépassé et s'il faut immédiatement émettre des réserves. (art L133-3 du code de commerce). La programmation (seuil de réveil, échantillonnage des courbes, alarme, ...) et la récupération des données se fait sur P.C, logiciel sous Windows.

## Les clés i-button

La grande innovation réside dans l'utilisation des I-BUTTON.

Cette petite clé intelligente munie d'une puissante mémoire informatique permet à tout moment de programmer ou prélever sur le terrain les informations enregistrées. Un simple contact de quelques secondes suffit. Cette clé peut alors être expédiée par courrier et décodée dans un bureau avec le logiciel adéquat.

3 accéléromètres piézoélectriques combinés à une électronique peu consommatrice d'énergie lui confèrent l'autonomie la plus importante du marché (12 mois) pour ce type d'appareil.

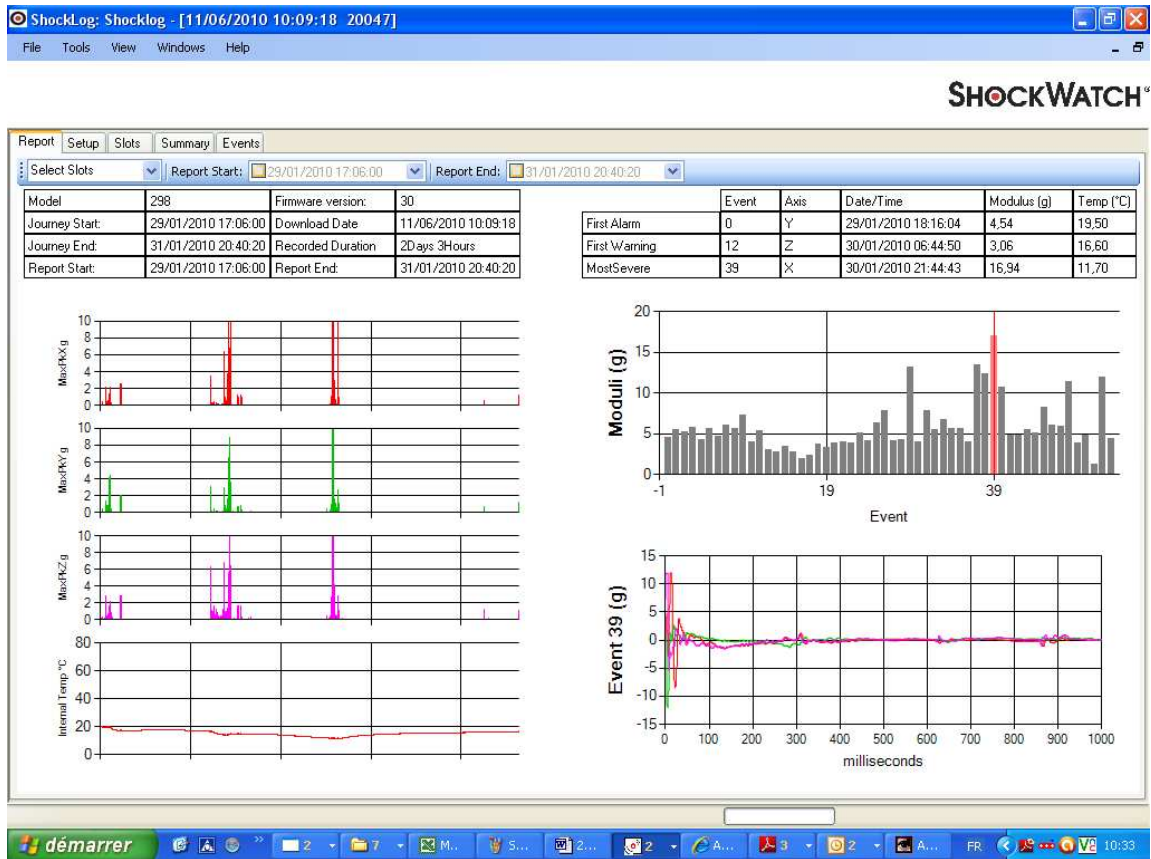
Sa spécificité réside dans les deux modes d'enregistrement des chocs. Il est le seul à enregistrer simultanément dans le même appareil les pics en G (fonction sismographe) et la forme complète de la courbe (fonction laboratoire) pour les chocs les plus importants.

Parmi les moins chers du marché, cet enregistreur est l'outil idéal pour contrôler la qualité d'un emballage, choisir entre différents circuits logistiques, identifier les responsables d'un sinistre, etc...

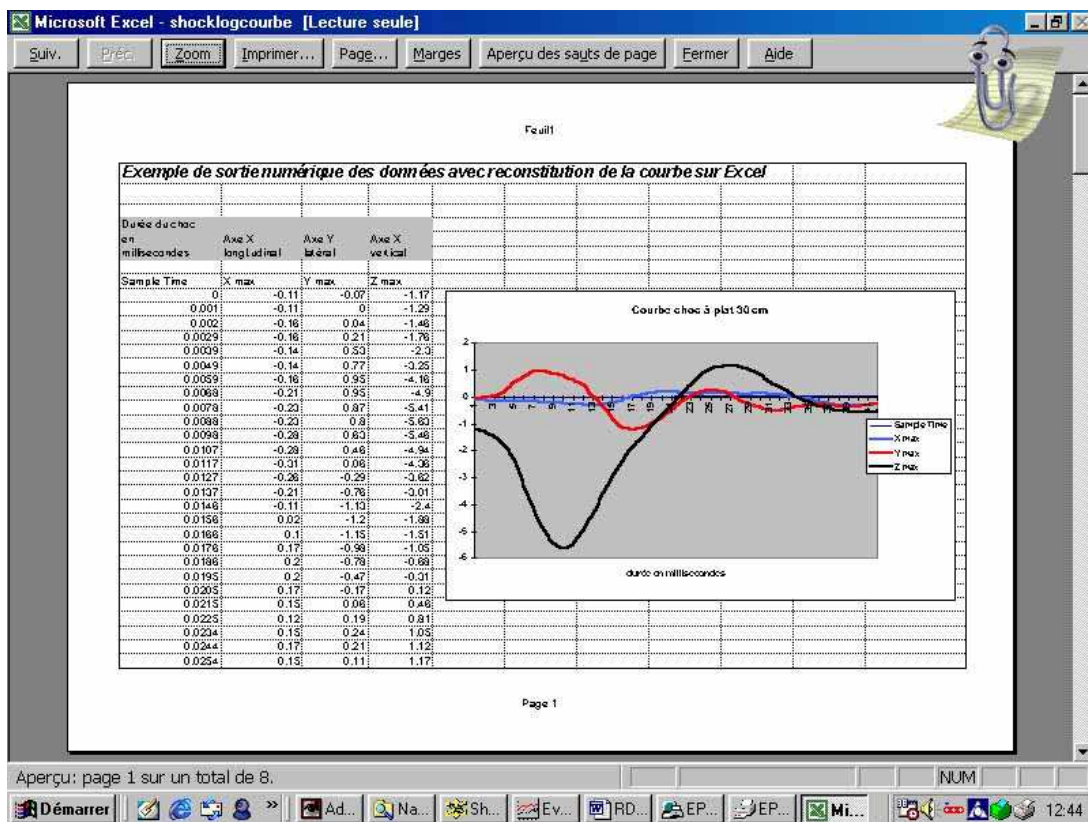
TILT IMPORT, Société spécialisée depuis 1986 dans l'analyse et le contrôle du transport propose cet appareil à la vente et à la location.

**Pour connaître tous nos produits, nous vous invitons à consulter notre site internet : [www.tilt-import.eu](http://www.tilt-import.eu)**

# Rapport et synthèse d'un transport:

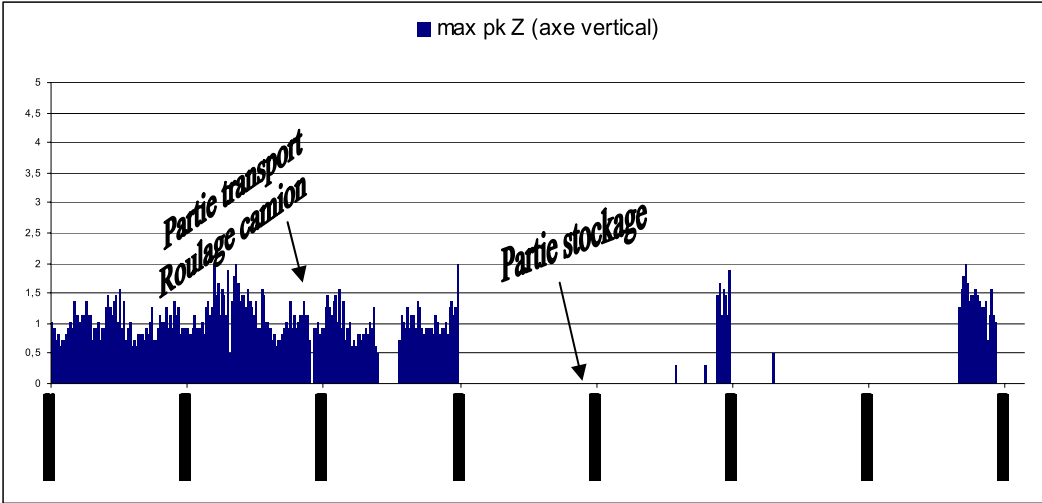
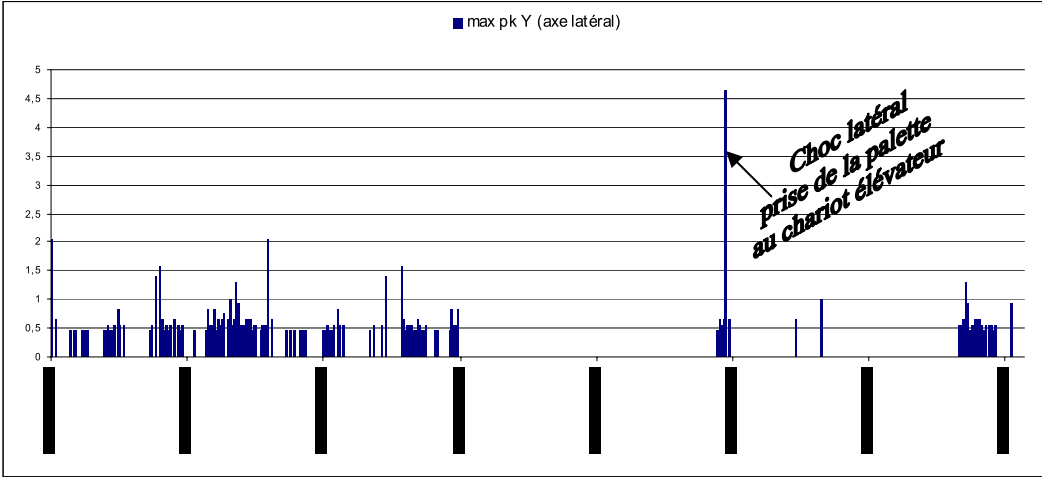
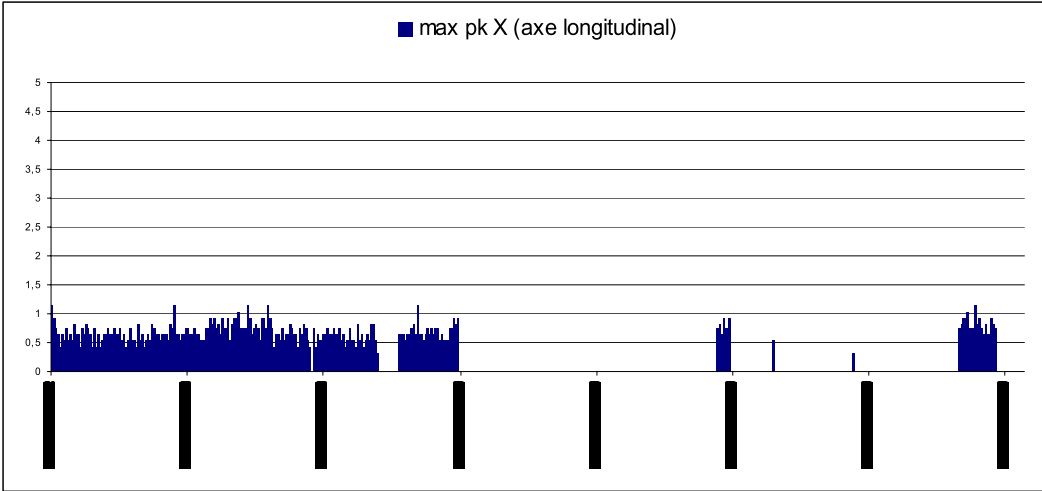


# Export sous Excell du détail d'une courbe



# SHOCKLOG

## Vue graphique de la totalité d'un transport de palette



## ShockLog 248

### **Températures de fonctionnement**

-40°C à 85°C

### **Taille**

84mm x 84mm x 55mm

### **Poids**

445g (sans la pile)

### **Pile**

1 x 3.6V lithium

1 x 1.5V alcaline AA

### **Matériau du boîtier**

Aluminium

### **Niveau de précision à 5G**

+/-5%

### **Gamme d'accélération**

+/-10G, +/-30G, +/-100G

### **Options de fréquence de coupure (choisi en usine)**

40Hz, 90Hz, 250Hz

### **Seuil de réveil (% de l'échelle de mesure)**

5-95%

### **Seuil d'alerte et d'alarme (% de l'échelle de mesure)**

5-95%

### **Temps de réveil**

0.25 ms

## Humidité / Température : Monté en usine.

### **Humidité**

0-100% HR

### **Température**

-40°C à 85°C

### **Point de rosée**

-40°C à 85°C

0-100% HR

# IMPACT & ENVIRONMENTAL RECORDERS



ShockWatch® ShockLog Impact & Environmental Recorders continually monitor and report in real time the shock, vibration, and environmental conditions experienced by structures, facilities, and equipment during transit, storage, and operation. These products record the direction, amplitude, and duration of impact force. Optional sensors record changes in temperature, humidity, atmospheric pressure, tilt and roll. A GPS/GPRS tracking module is available to pinpoint the location of mishandling or exposure to unfavorable conditions. The ShockLog recorders help deter, monitor, and minimize damage.

**ShockLog 298** records the date and time of up to 870 shock and vibration events, time slots, and summary data.

**ShockLog 248** records the date and time of up to 15 shock events, time slots, and summary data.

**ShockLog 208** offers an entry-level impact monitoring solution of time slots only.



Use Impact & Environmental Recorders with:  
Offshore oil platforms and equipment  
Building structures and foundations  
Warehouses and storage facilities  
Packaging and vehicles in supply chain  
Lasers, missiles, and satellites  
Power transformers  
Nuclear materials  
Biomedical supplies  
Wind turbines  
...and much more

## ■ Benefits

- Decreases costs related to damage incurred during operation, shipping, handling, and storage
- Helps identify optimal modes of transportation, routes, packaging, storage options, and operational conditions through full-journey profiling
- Deters improper handling and operation
- Allows sender to respond to mishandling of shipments before customer delivery
- Alerts recipients and operators to inspect goods and equipment for potential damage
- Isolates when and where unacceptable conditions occur and aids in the identification of accountable parties
- Allows for immediate corrective action in cases of potential impact, vibration, temperature, humidity, and pressure extremes
- Pinpoints potential areas for improvement in operational or shipping and handling processes
- Confirms acceptable conditions during equipment operation, shipping and handling, and storage

**SHOCKWATCH®**  
DAMAGE PREVENTION. WE'RE ON IT.

## ■ Shared Features

- Field-proven triaxial piezoelectric accelerometer technology
- Self-contained unit design, free of cables and wires
- User-definable alarm levels
- LED lights for visual notification of alarms and warnings
- Programmable wake-up values for maximizing battery life
- IP67-rated, RF-screened

## ■ Individual Product Feature Comparison

	ShockLog 298	ShockLog 248	ShockLog 208
<b>Recorded Data</b>	Impact events Max peaks X, Y, Z gRMS Internal temperature	Impact events Max peaks X, Y, Z Internal temperature	Max peaks X, Y, Z Internal temperature
<b>Impact Scale Range/ Filter Frequency</b>	1, 3, 10, 30, 100, 200G/ 10Hz, 40Hz, 90Hz, 120Hz, 250Hz software selectable	10G/40Hz 30G/90Hz 100G/250Hz	10G/40Hz 30G/90Hz 100G/250Hz
<b>Events</b>	870 events Up to 262k time slots	First plus the 14 most severe events (detailed curves) Notification of up to 128 events (event summary log) Up to 262k time slots	Up to 262k time slots
<b>Data Transfer Method</b>	USB iButtons	USB iButtons	USB iButtons (optional)
<b>Additional Options</b>	Temperature/humidity sensor (built into unit) Temperature, pressure, humidity sensor (stand-alone) Tilt & Roll sensor eTrak GPS module Remote monitoring system	Temperature/humidity sensor (built into unit)	Temperature/humidity sensor (built into unit)

## ■ Software

Comprehensive Windows-based software provides a simple user interface for communicating with the Shocklog device. Robust procedures for setup and data download allow for quick deployment and easy data analysis.

## ShockLog 298 or RD298 Accessories



### eTrak

The eTrak tracking module works with ShockLog 298 or RD298 to deliver real-time event messages and prescheduled status updates, both via e-mail. The companion software stores messages in a searchable database for analysis and reporting. Solar-powered with battery backup, the module incorporates GPS and quad-band GSM/GPRS technologies. Reports include the date, time, and number of events since the last report, along with GPS coordinates and Google Maps hyperlinks for seamless viewing of message locations.



### Tilt & Roll Accelerometer

The Tilt & Roll Accelerometer extends the monitoring capability of ShockLog 298 or RD298 to include tilt (front-to-back movement) and sway (left-to-right movement). The accelerometer uses an RS232 cable to connect directly into the ShockLog and utilizes its own power supply and the ShockLog's memory to store tilt and sway data. To ensure maximum resolution, the data is recorded in quadrants and is displayed in a range of  $\pm 90^\circ$ .



### Remote Indicators

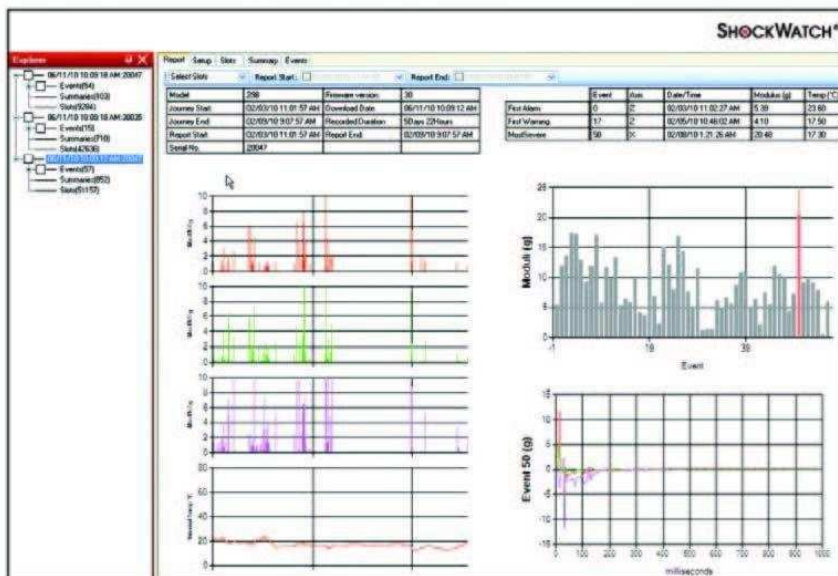
Remote Indicators allow users to collect impact and environmental data from areas that are not easily accessible — and then view the current ShockLog status and any alarm conditions from a more convenient location. Remote Indicators are often selected when it is necessary to embed the ShockLog device into the product or package.



### HPT Environmental Sensor

The Environmental Sensor measures temperature, humidity, and pressure. Data are recorded in time slots for easy analysis.

## ShockLog Software



### Full Journey Report

The ShockLog Report View provides an overview of the entire journey in both text and graphic formats. Information delivered includes an event summary, detailed event information, and time slot information. It is possible to zoom in on data of particular interest in order to analyze the information. Data can be exported into packages such as Excel and Matlab for more detailed analysis.

# IMPACT & ENVIRONMENTAL RECORDERS

## ShockLog 298

<b>Operating Temperature Range</b>	-40°F/-40°C to 185°F/85°C
<b>Size</b>	4.8"/123mm x 3.1"/78mm x 2.2"/55mm
<b>Weight</b>	1.1lbs/515g (without battery)
<b>Battery</b>	2 x 3.6V Lithium Thionyl Chloride 2 x 1.5V Alkaline Size AA
<b>Case Material</b>	Aluminum
<b>Scale Factor Accuracy at 5G</b>	+/- 2%
<b>Additional Error Other Ranges</b>	+/- 2%
<b>Acceleration Range</b>	+/- 1 to +/- 200G
<b>Cut-off Frequency Options (Programmable)</b>	10Hz, 40Hz, 90Hz, 120Hz, and 250Hz
<b>Wake-Up Threshold (% of Range)</b>	5-95%
<b>Warning and Alarm Threshold (% of Range)</b>	5-95%
<b>Wake-Up Time</b>	0.25mS
<b>External Power Source Option</b>	4.5V min./30V max

## ShockLog 248

<b>Operating Temperature Range</b>	-40°F/-40°C to 185°F/85°C
<b>Size</b>	3.3"/84mm x 3.3"/84mm x 2.2"/55mm
<b>Weight</b>	1.1lbs/445g (without battery)
<b>Battery</b>	1 x 3.6V Lithium Thionyl Chloride 1 x 1.5V Alkaline Size AA
<b>Case Material</b>	Aluminum
<b>Scale Factor Accuracy at 5G</b>	+/- 5%
<b>Acceleration Range</b>	+/- 10G, +/- 30G, +/- 100G
<b>Cut-off Frequency Options (Factory Set)</b>	40Hz, 90Hz, and 250Hz

<b>Wake-Up Threshold (% of Range)</b>	5-95%
<b>Warning and Alarm Threshold (% of Range)</b>	5-95%
<b>Wake-Up Time</b>	0.25mS

## ShockLog 208

<b>Operating Temperature Range</b>	-40°F/-40°C to 185°F/85°C
<b>Size</b>	3.3"/84mm x 3.3"/84mm x 2.2"/55mm
<b>Weight</b>	1.1lbs/445g (without battery)
<b>Battery</b>	1 x 3.6V Lithium Thionyl Chloride 1 x 1.5V Alkaline Size AA
<b>Case Material</b>	Aluminum
<b>Acceleration Range</b>	+/- 10G, +/- 30G, +/- 100G
<b>Cut-off Frequency Options (Factory Set)</b>	40Hz, 90Hz, and 250Hz

## Humidity / Temperature Factory Fit Option

<b>Humidity</b>	0-100% RH
<b>Temperature</b>	40°F/-40°C to 185°F/85°C
<b>Dew Point</b>	40°F/-40°C to 185°F/85°C 0-100% RH

## Accessories

### External Temperature, Humidity, and Pressure Sensor Specifications

<b>Temperature Measuring Range</b>	-40°F/-40°C to 185°F/85°C
<b>Humidity Measuring Range</b>	0-100% RH
<b>Pressure Measuring Range</b>	0-1.1 bar (standard) 0-2.1 bar (optional)

## Accessories, continued

### eTrak GPS Module Specification

<b>Operating Temperature Range</b>	-40°C to 85°C
<b>Size</b>	6.3"/160mm x 9.8"/250mm x 1.6"/40mm
<b>Weight</b>	1.53lbs/696g
<b>Power Supply</b>	Solar panel, trickle charge to 680mA hour LiOn battery
<b>Case Material</b>	ABS
<b>Regions</b>	Global provided GSM network coverage available

### Tilt & Roll Accelerometer Specifications

<b>Operating Temperature Range</b>	Standard -40 to 85°C
<b>Size</b>	3.3"/84mm x 3.3"/84mm x 1.9"/47mm
<b>Weight</b>	0.7lbs/317.51g (without battery)
<b>Battery</b>	2 x 3.6V Lithium Thionyl Chloride
<b>Case Material</b>	Aluminium, IP67 Rating
<b>Tilt Range Monitored</b>	+/- 90°
<b>Resolution</b>	0.3°
<b>Transverse Sensitivity</b>	5%
<b>Noise (rms)</b>	DC-30

This document contains trademarks and registered trademarks of ShockWatch, Inc., in the United States of America. This document contains text and graphics that are individually protected by copyright.

# SHOCKWATCH®

DAMAGE PREVENTION. WE'RE ON IT.

1111 W. Mockingbird Lane, Suite 1050 | Dallas, Texas 75247

800.527.9497 | Fax 214.638.4512 | info@shockwatch.com

www.shockwatch.com

Your Authorized Representative